




What is a Hotkap? An Individual Greenhouse for Every Plant

As the tag line says, a Hotkap is an individual greenhouse for every plant. Extend your growing season by starting your season earlier with Hotkaps. Depending on the area of the country, Hotkaps can give a grower a 2-4 week head start on growing plants in the field. Hotkaps protects plants from the environment (frost, insects, or rain) allowing them to develop earlier and stronger.

Hotkaps, first used by commercial growers, have been around for decades. They are heavy wax paper domes formed using high speed equipment. Hotkaps come in two sizes (regular and king-size) to best fit a plant's growth. Regular-size Hotkaps are ideal for low-to-the ground, spreading plants, such as watermelons, cucumbers and squash, while vertical growing plants such as tomatoes, peppers and corn grow best with the king-size version.

Since Hotkaps are made from white opaque paper, they provide diffused lighting around the plant. Small holes slit into the paper provide air circulation. As each plant grows, the Hotkap can be opened to allow for growth while still protecting the base of the plant and retaining moisture. This protection helps to develop a stronger plant. When the Hotkap is no longer needed, it can be torn into pieces and dropped into a compost. Some customers bury the hotkap at the base of the plant where it biodegrades.



Why Hotkaps? Why Hotkaps Now?

There are several trends, whether by necessity or for comfort-of-mind, people want control over the quality of food they eat. Using Hotkaps in your garden allows you to do the following:

- Save money
- Use organic growing methods
- Provide fruits and vegetables that are riper and fresher to eat
- Create the satisfaction of growing your own food
- Grow earlier! Sell earlier! Earn earlier!

Hotkaps are an inexpensive, easy-to-use, and environment-friendly product for every grower. From the largest growers to the patio potter, Hotkaps make it easy to grow hearty plants from a small investment.




The Original Hotkaps (An Individual Greenhouse for Every Plant)

The Original Hotkaps is the same product used for decades by commercial growers and farmers to protect seeds and plants from the harsh environment early in the planting season. Hotkaps can give a grower 2-4 weeks head start. As each plant grows, the Hotkap can be adjusted to not only protect the plant, but allow stronger plant development. Later in the growing cycle, when the Hotkap is no longer needed, it can be torn into pieces and dropped into your compost. Easy to use! Environment Friendly! Cost Efficient! Hotkaps are a product for every grower whether you are a commercial grower, garden hobbyist, or patio potter!

Easy Placement


1. Place Hotkap over seed or plant.
2. Place setter over Hotkap with the edges exposed.
3. Cover edges of Hotkap with dirt to hold in place.
4. Remove setter



Easy Watering

Dig a furrow around Hotkap ... or ...

dig furrow along rows



Experienced growers recommend cutting a vent hole when a Hotkap is set in place. The following easy-venting steps can be used during the life of the Hotkap.

Easy Venting

1. Use box cutter / knife to cut a 4" slit at top of Hotkap.
2. As plant grows, cut another 4" slit in opposite direction.
3. As plant outgrows, peel back tabs to allow growth. (protect the base of plant.)
4. Once plant is large enough, tear away and dispose. (Hotkap can be composted.)

