

Jungle Juice 2-Part Grow & Bloom

Jungle Juice Base Nutrients are not pH Perfect®.

However, they are 100% compatible with all Advanced Nutrients supplements, including our Bigger Yields line.



You Can Use Jungle Juice 2-Part Grow & Bloom in 2 Ways:

1

Follow the standard application rates on the labels.

During all weeks of the grow phase:

JUNGLE JUICE
2-PART GROW



STAGE

mL/L of each part,
A and B

Cuttings &
Seedlings

1

Mature Plants

2

During weeks 1-6 of a 7-week bloom phase
(see note on repeating week 4 on the next chart):

JUNGLE JUICE
2-PART BLOOM



STAGE

mL/L of each part,
A and B

Weeks 1-2

2

Weeks 3-5

3

Weeks 5-6

2

OR






2

Follow this simple feeding chart designed by our research team.

Bloom Phase

Week 4 may be repeated one or more times
to lengthen the bloom phase.






PRODUCTS			Week 1	Week 2	Week 3	Week 4	Week 5	Week 6	Week 7
Base Nutrient									
	Jungle Juice 2-Part Bloom (each part, A & B)	mL/L	4	4	4	4	4	4	Flush
Supplements									
	Voodoo Juice	mL/L	2	2					Flush
	Big Bud Liquid	mL/L		2	2	2			Flush
	B-52	mL/L			2	2	2	2	Flush
	Overdrive	mL/L					2	2	Flush

Grow Phase

Week 4 may be repeated one or more times
to lengthen the grow phase.



PRODUCTS			Week 1	Week 2	Week 3	Week 4
Base Nutrient						
	Jungle Juice 2-Part Grow (each part, A & B)	mL/L	4	4	4	4
Supplements						
	Voodoo Juice	mL/L	2	2		
	B-52	mL/L	2	2	2	2

Base Nutrient:

Cuttings and Seedlings 1 mL/L
Small Plants 2 mL/L
Mature Plants 4 mL/L

Supplements:

Cuttings, Seedlings, Small Plants
and Mature Plants 2 mL/L

Product Technical Support Line:

1.800.640.9605

E-mail:

techsupport@advancednutrients.com

advancednutrients.com/junglejuice2part



Quick Conversion Reference: 1 tsp = 5 mL; 1 oz = 30 mL